



Funded by
the European Union



European Training Foundation

ACQF

African Continental
Qualifications Framework

Onboarding Webinar #3 Qualifications and Credentials Platform (QCP) - Contact Persons

12 March 2025



01

Opening and welcome

Agenda

02

Review of data collection methods and KPIs

03

Review of platform features

04

Break (10 minutes)

05

Hands-on data mapping session

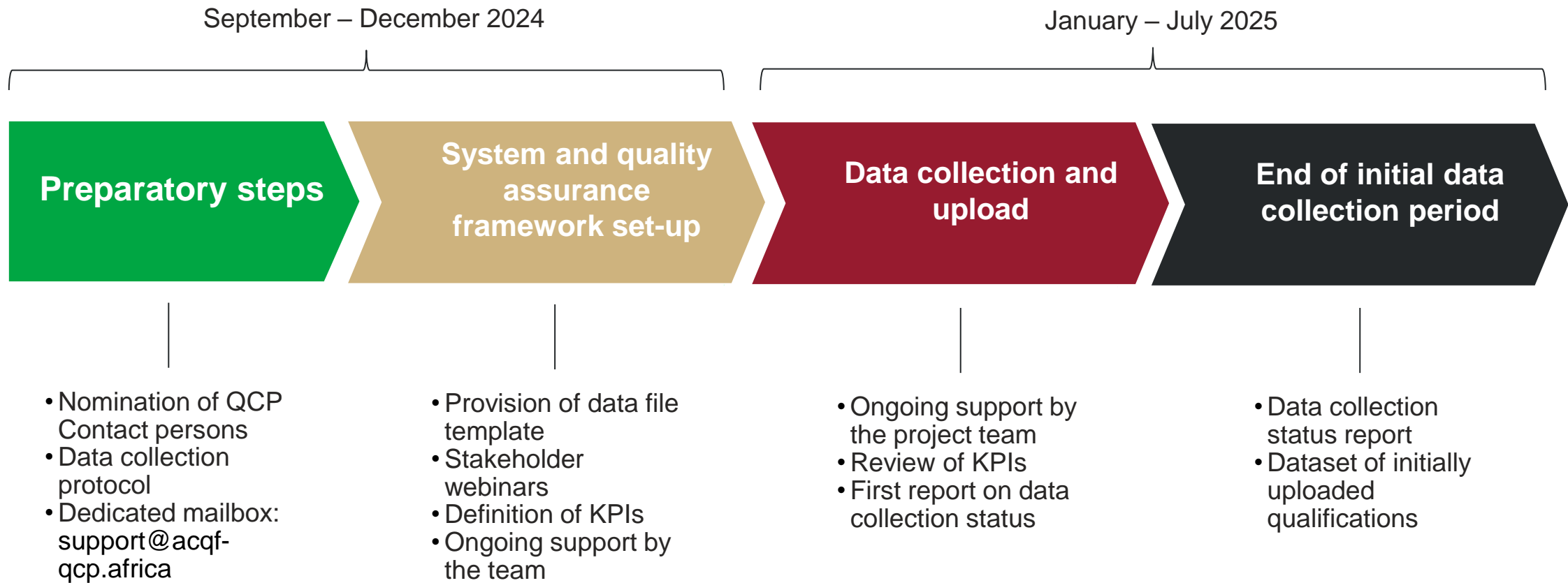
06

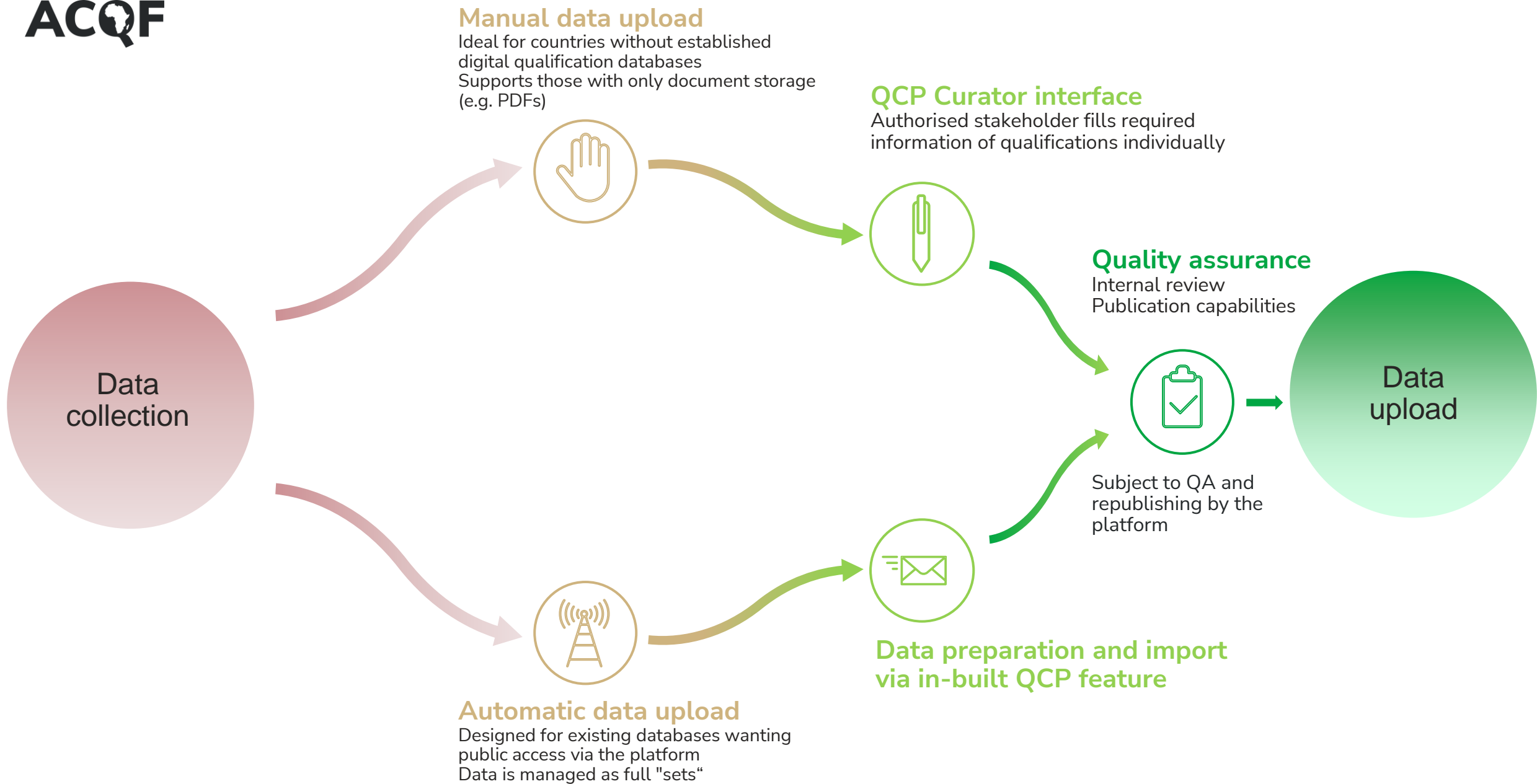
Q&A and closing

02

Review of data collection methods and KPIs

Data collection phase





Defining Organisational Metrics

- **Purpose:**
 - Set expectations for collaboration over the duration of data collection.
 - Define the Metrics your organisation would like to achieve in this period.
- **Focus:**
 - Emphasis on the **Direct Insert Using the Curation Portal** method.

Key Performance indicators (KPIs)

1. Each organisation defined their organisational KPIs to set expectations on the collaboration in the next period of data collection
2. Focused on “Direct Insert Using Curation Portal” method
3. KPIs:
 1. Aimed publication method – Curation vs Automated import
 2. Target number of qualifications inserted into the platform (outside of QA), split between qualification standards vs individual qualifications
 3. Percentage of qualifications which pass the QA and are ready for publication
 4. Specific sections of optional data that would plan to focus on (multiselect):
 1. Related occupations, Related skills, Accreditation, Credit points, Learning opportunities, Other
 5. Number of editors, Number of reviewers
 6. Frequency in usage of the platform – how often will would add the data
 7. Are you planning to insert data on QF levels?
NQF, ACQF?

Review of national goals

What is your target number of qualifications to insert into the platform (excluding QA) for **Qualification Standards**?

Angola	300
Cape Verde	200
Eswatini	100
Kenya	100
Mauritius	100
Seychelles	50
Sierra Leone	300
South Africa	20
Tunisie	300

[Source information here](#)

Review of national goals

What is your target number of qualifications to insert into the platform (excluding QA) for **Individual Qualifications**?

Angola	100
Eswatini	100
Kenya	100000(?)
Mauritius	10
Mozambique	100
Seychelles	20
Sierra Leone	2000
South Africa	20
The Democratic Republic of the Congo	300
Tunisie	300

[Source information here](#)

Review of national goals

What percentage of qualifications do you aim to have **pass QA and be ready for publication?**

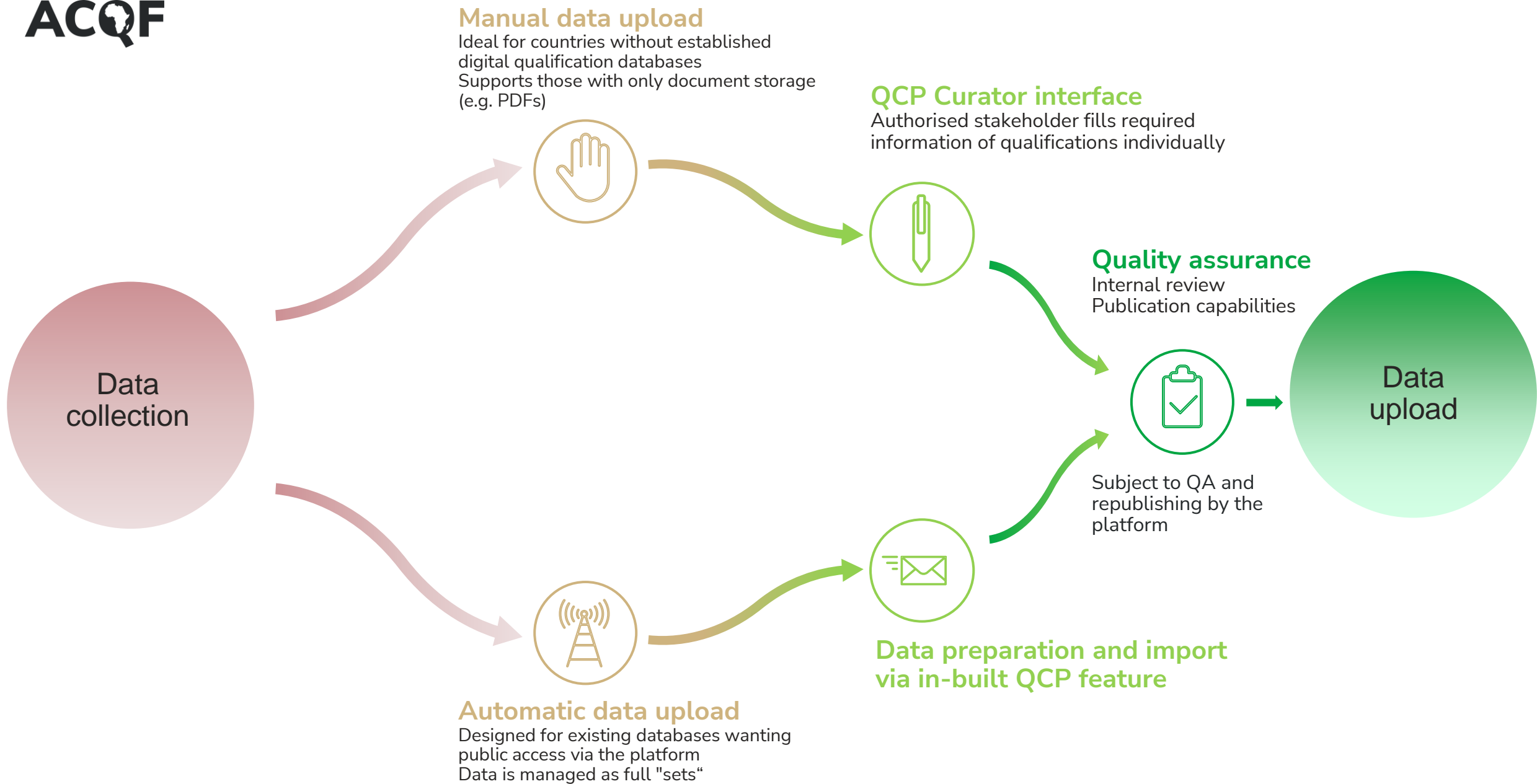
Angola	100%
Eswatini	90%
Guiné-Bissau	100%
Kenya	100%
Mauritius	100%
Mozambique	100%
South Africa	10%
The Democratic Republic of the Congo	50%
Tunisie	20%

[Source information here](#)

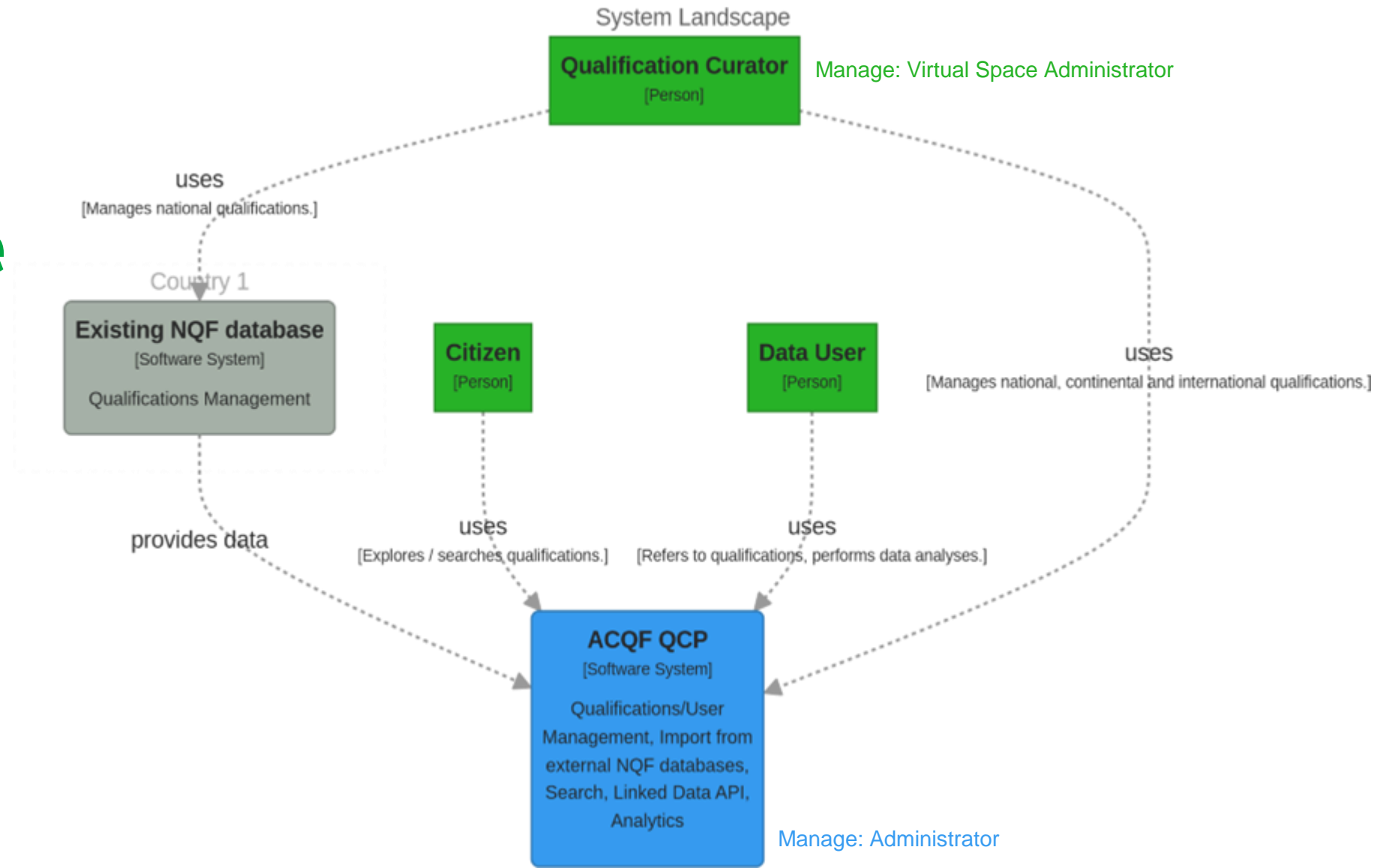
03

Review of platform features

High-level Summary of Platform Functionalities



Centralized System Architecture



Sections of User Interface

- **Curator user interface:** Provides an interface for curating and editing individual qualifications directly within visual forms.
- **General Public user interface:** Enables the general public to view and explore qualifications.
- **Import Service user interface:** Facilitates the bulk import of qualifications from existing databases.

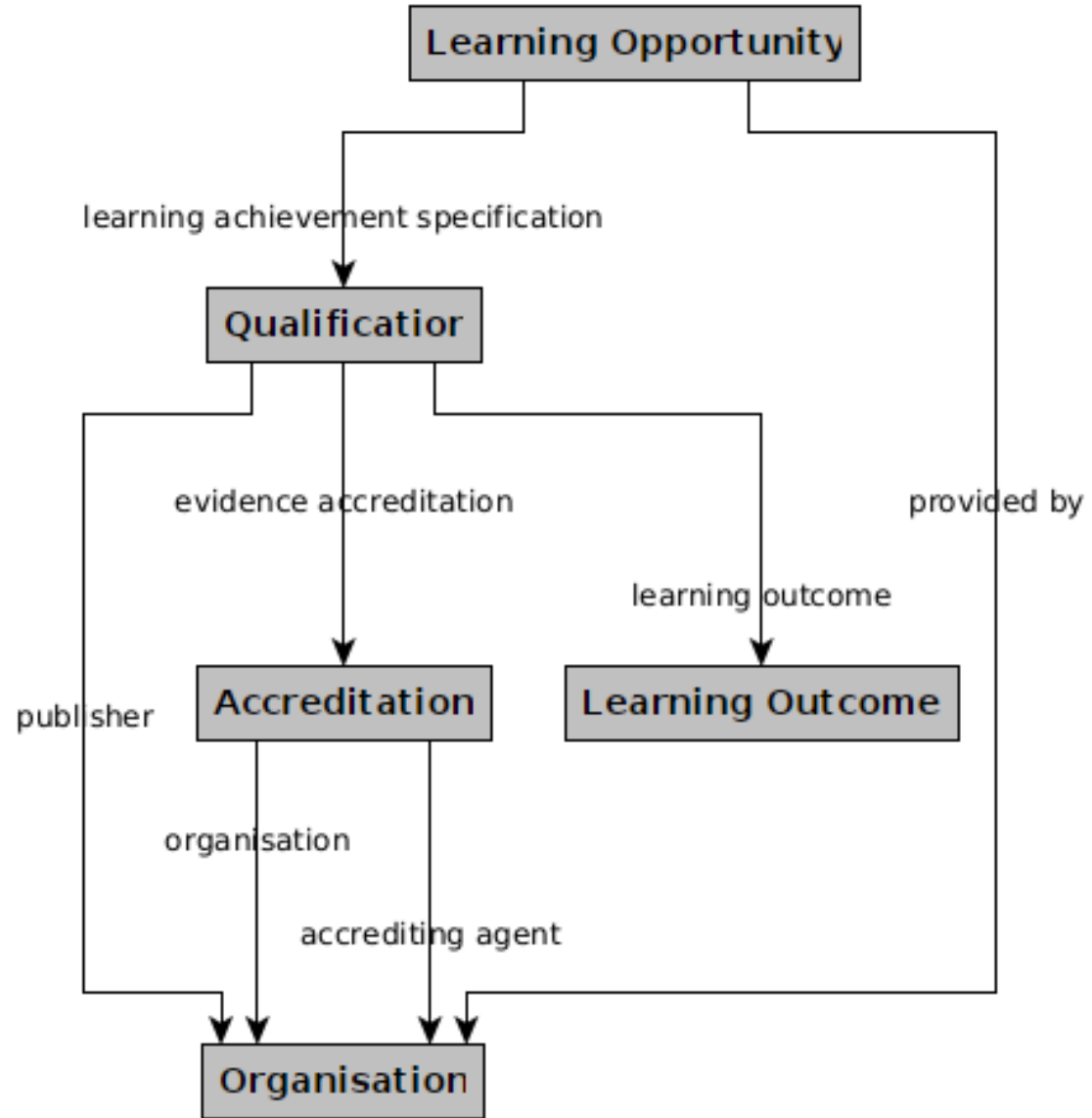
Sections of User Interface

- **Curator user interface:** Provides an interface for curating and editing individual qualifications directly within visual forms.
- **General Public user interface:** Enables the general public to view and explore qualifications.
- **Import Service user interface:** Facilitates the bulk import of qualifications from existing databases.

Key Fields and Data Model

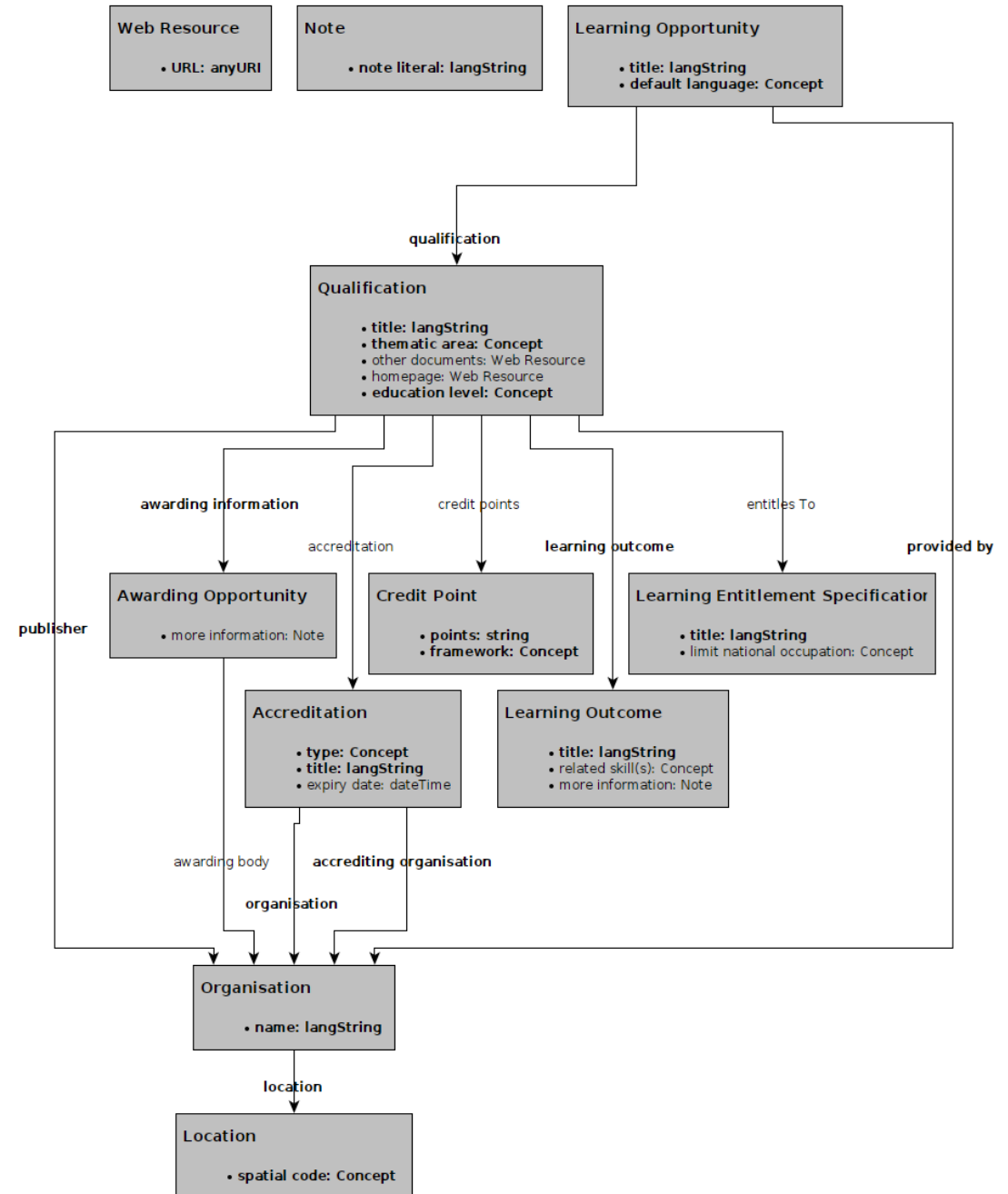
Classes and Properties

- Simplified view



Classes and Properties

- Expanded view



Web Resource

- URL: anyURI

Note

- note literal: langString

Learning Opportunity

- title: langString
- default language: Concept

qualification

Qualification

- title: langString
- thematic area: Concept
- other documents: Web Resource
- homepage: Web Resource
- education level: Concept

awarding information

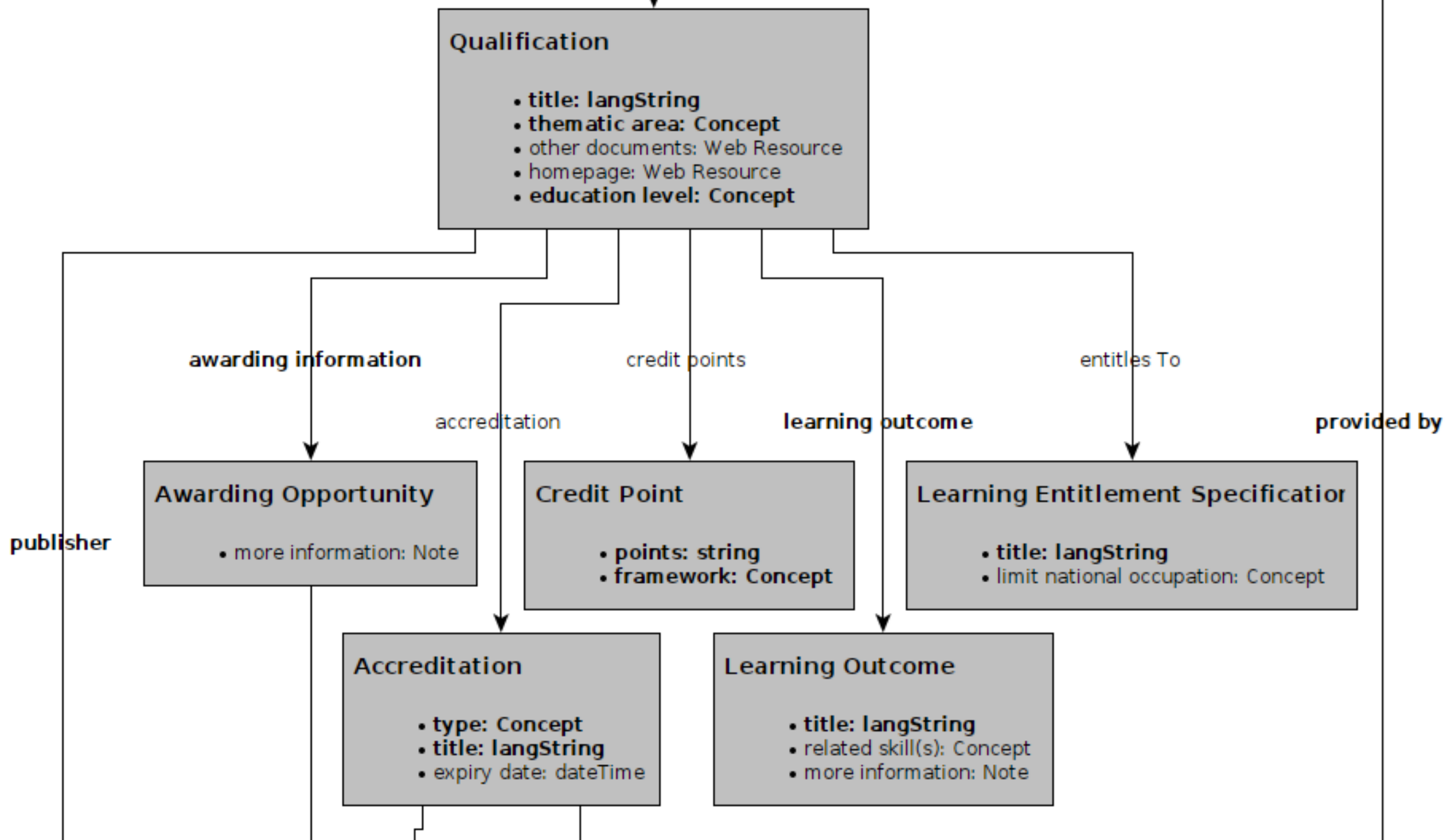
credit points

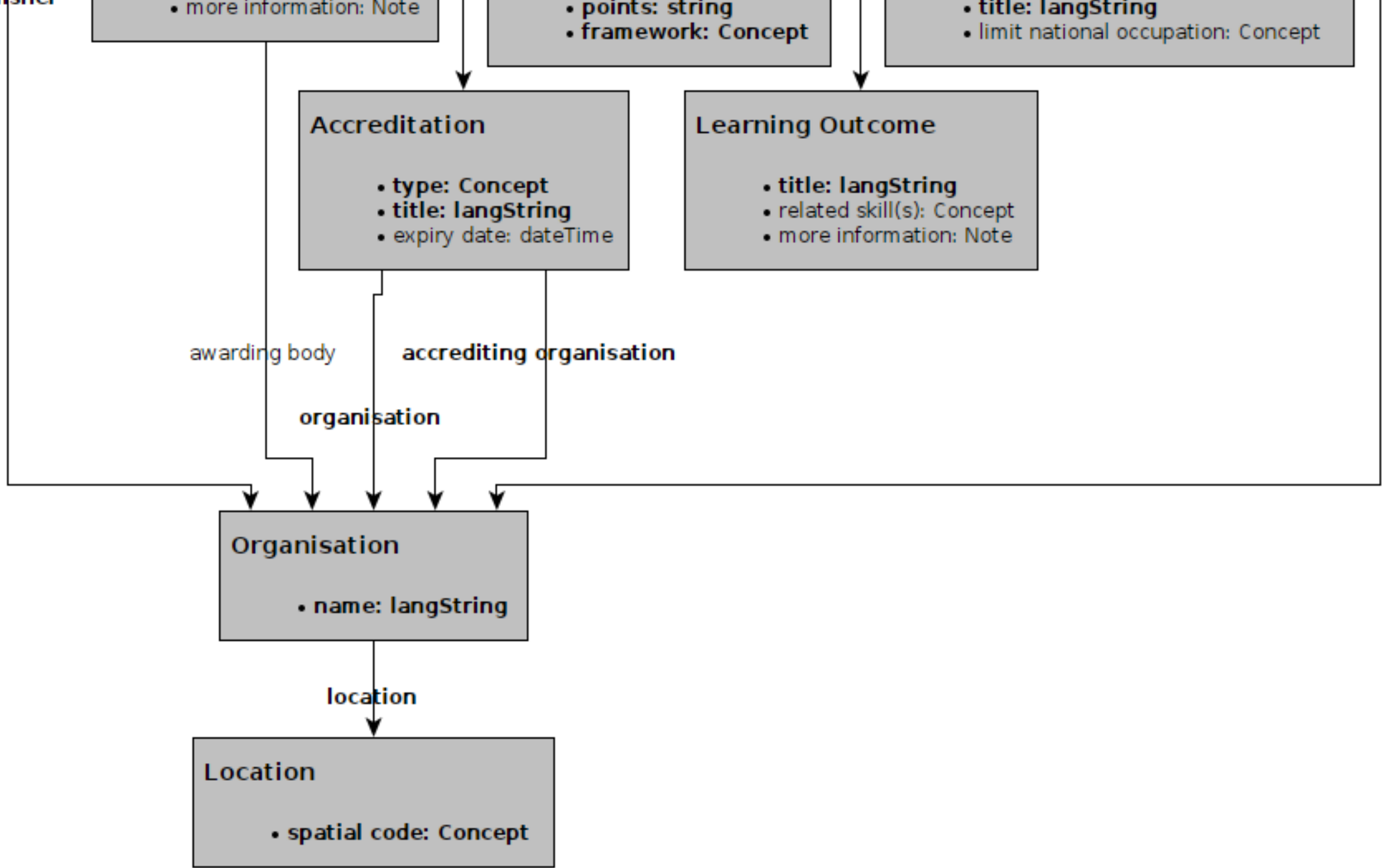
entitles To

accreditation

learning outcome

provided by





Overview of properties

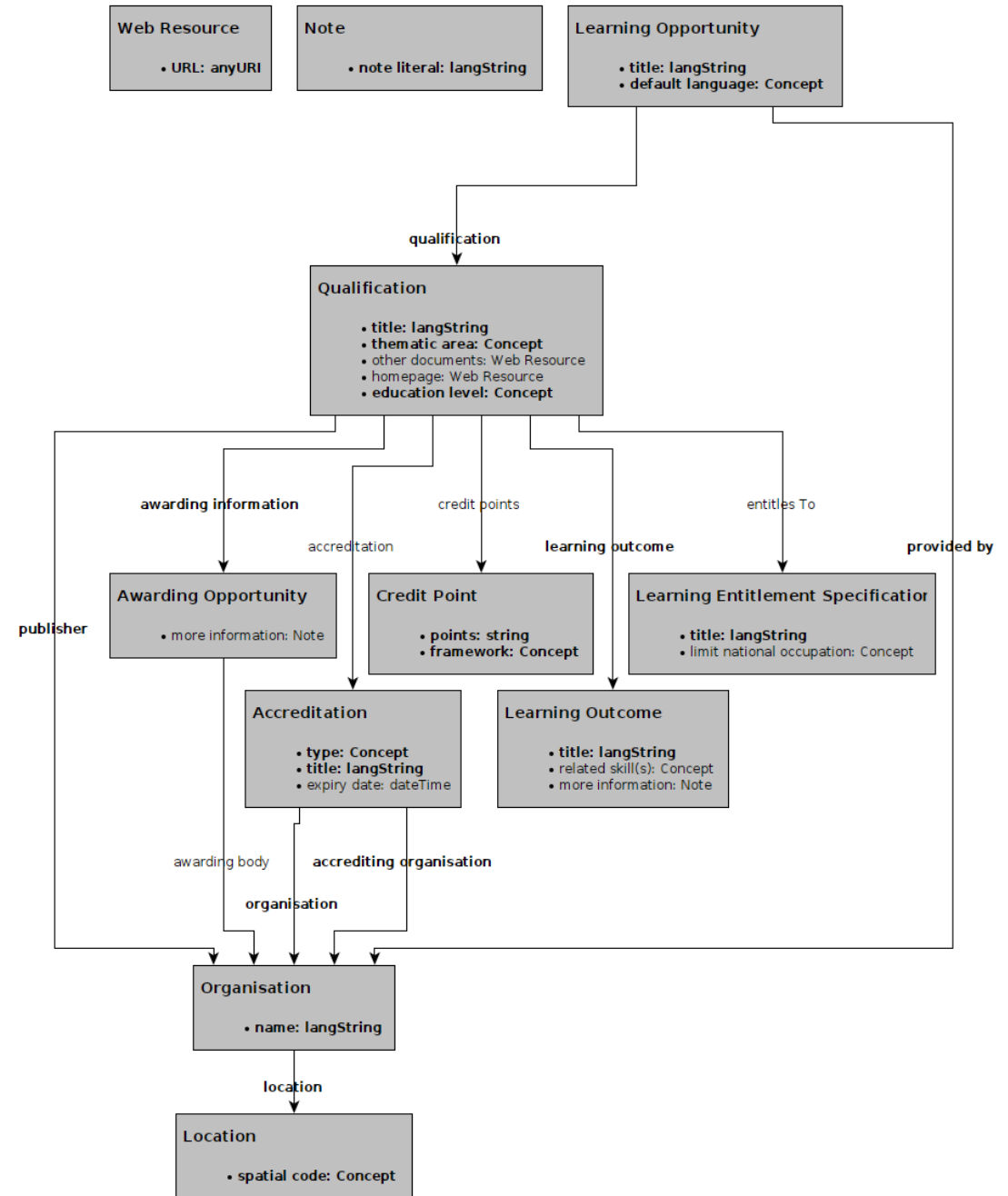
Class	Property	Expected value
Qualification	awarding information	Awarding Opportunity
	education level	ACQF levels
	learning outcome	Learning Outcome
	publisher	Organisation
	thematic area	ISCED-F
	title	String with language
Awarding Opportunity	awarding body or note	Organisation or Note
Learning Opportunity	default language	Language
	provided by	Organisation
	qualification	Qualification
	title	String with language
Learning Outcome	title	String with language
	related skill or note	Skill or Note
Location	spatial code	Location code
Organisation	location	Location
	name	String with language

Controlled lists

- Accreditation.**type** (Controlled List of Accreditation Types)
- Credit Point.**framework** (ACQF Specific)
- Learning Entitlement Specification.**limit national occupation** (ESCO Occupations)
- Learning Opportunity. **default language** (Language Named Authority List)
- Learning Outcome. **related skill** (ESCO Skills)
- Location.**spatial code** (Countries and Territories Authority List)
- Qualification.**educational level** (ACQF Specific)
- Qualification.**thematic area** (ISCED-F 2013)

Classes and Properties

- Relation to the application



Classes and Properties

General

Previous
Next

Title *

En ▾

🗑️

+ Add a new title

Reference ID

🗑️

Thematic area

Choose one or more thematic area

+ Add a new homepage

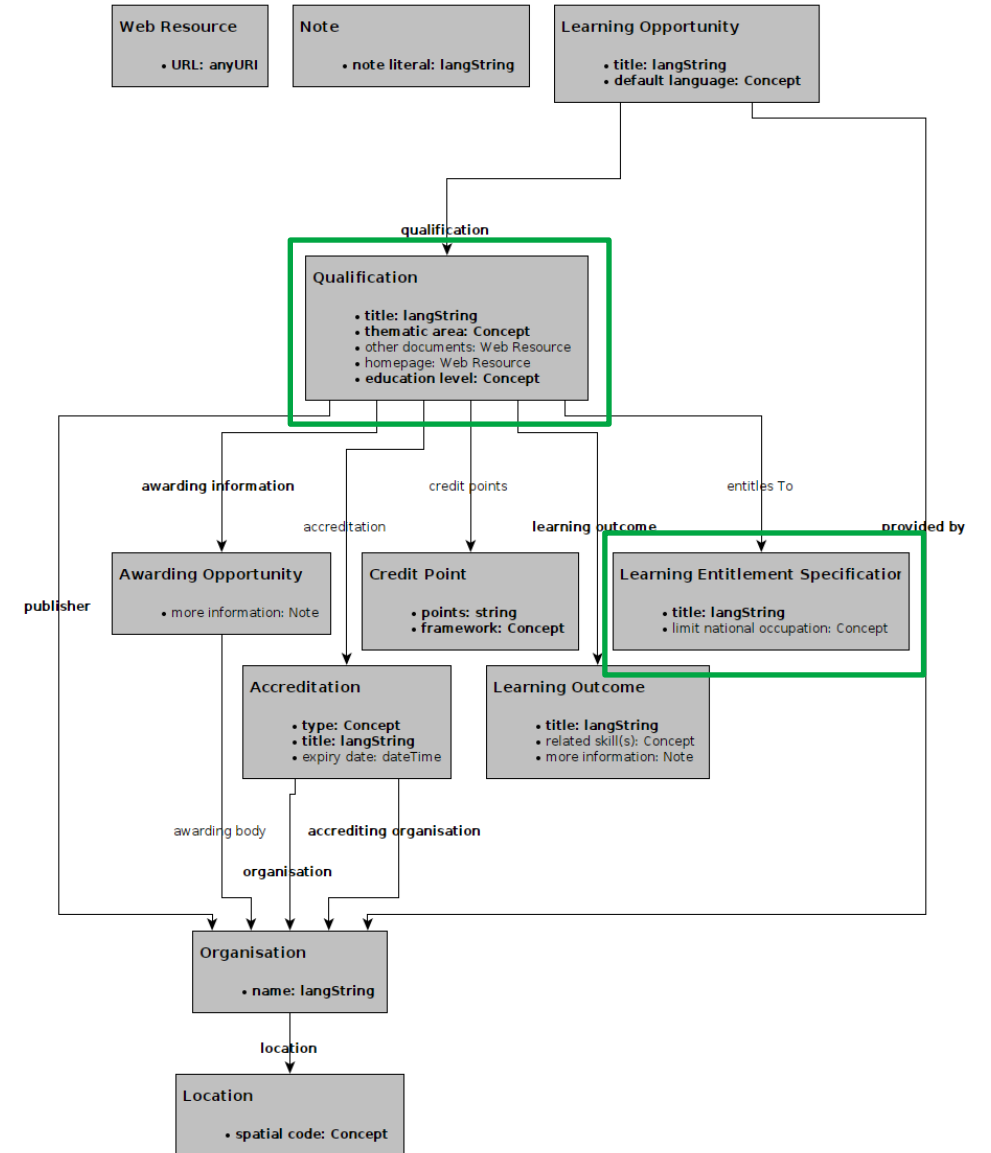
Related occupation

Choose one or more occupations

+ Add a new document

Cancel
Create new qualification

All fields marked with an asterisk * are required for publication



Classes and Properties

+ Learning Outcomes * Previous Next

🗑️ Delete learning outcome

Title *

En 🗑️

[+ Add a new title](#)

Further details

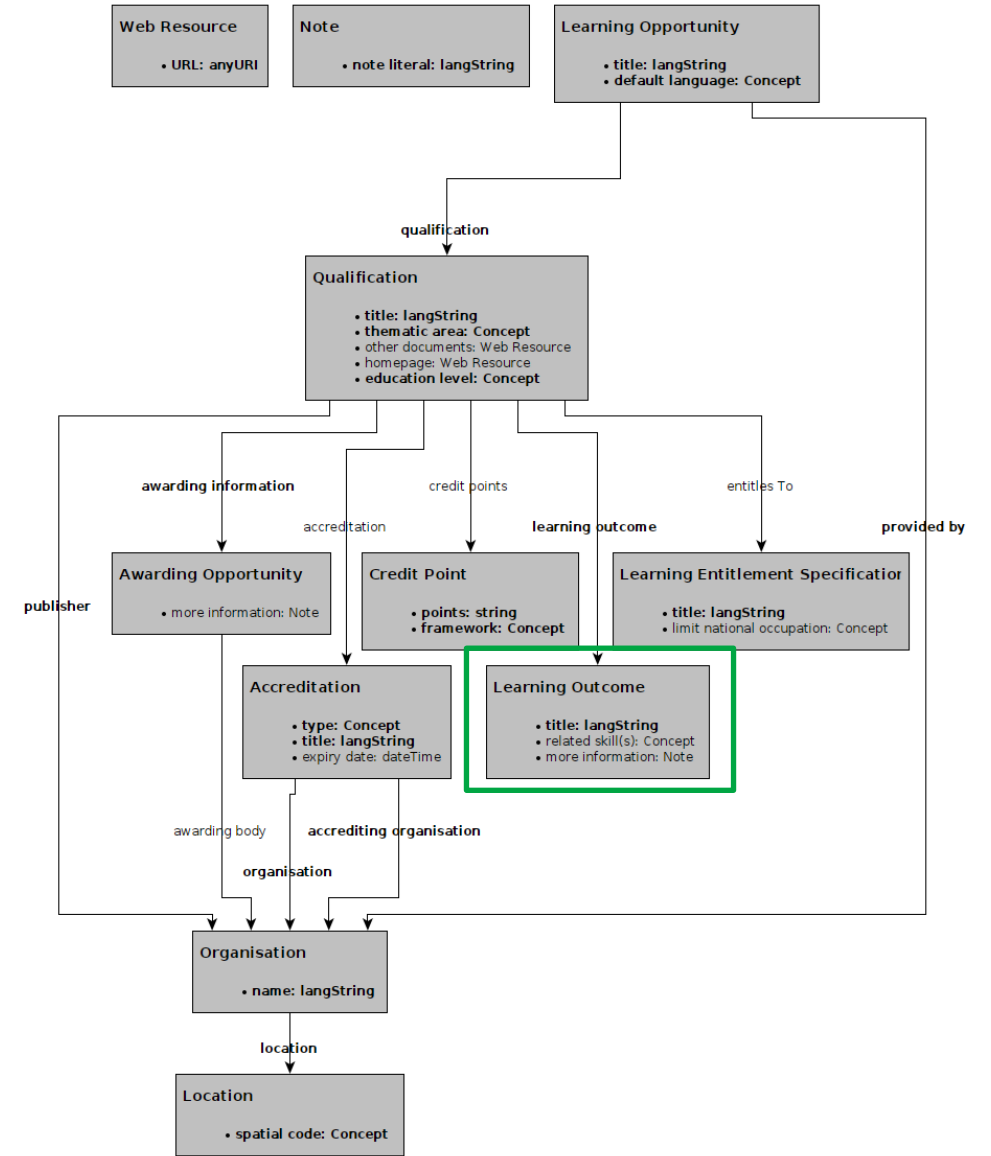
En 🗑️

[+ Add details](#)

Related skills

All fields marked with an asterisk * are required for publication

Cancel Create new qualification



Classes and Properties

+ Credit Points
Previous Next

-+
Delete credit point

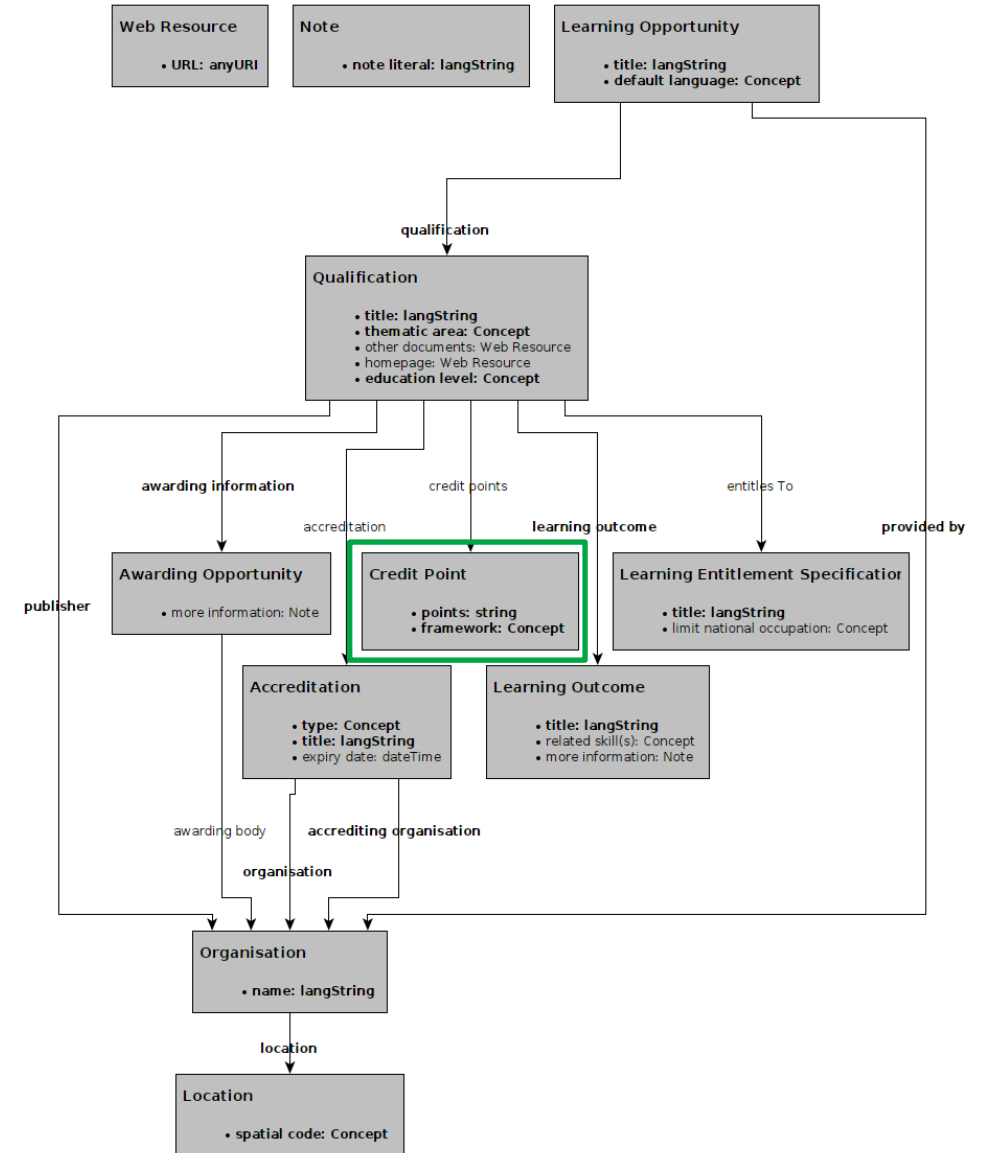
Points *

Framework

Choose framework

All fields marked with an asterisk * are required for publication

Cancel
Create new qualification



Classes and Properties

+ Awarding Opportunities *
Previous Next

[-]
Delete awarding opportunity

Awarding body

Choose one or more existing organisation

Choose one or more existing organisation, or click [here](#) to add a new one

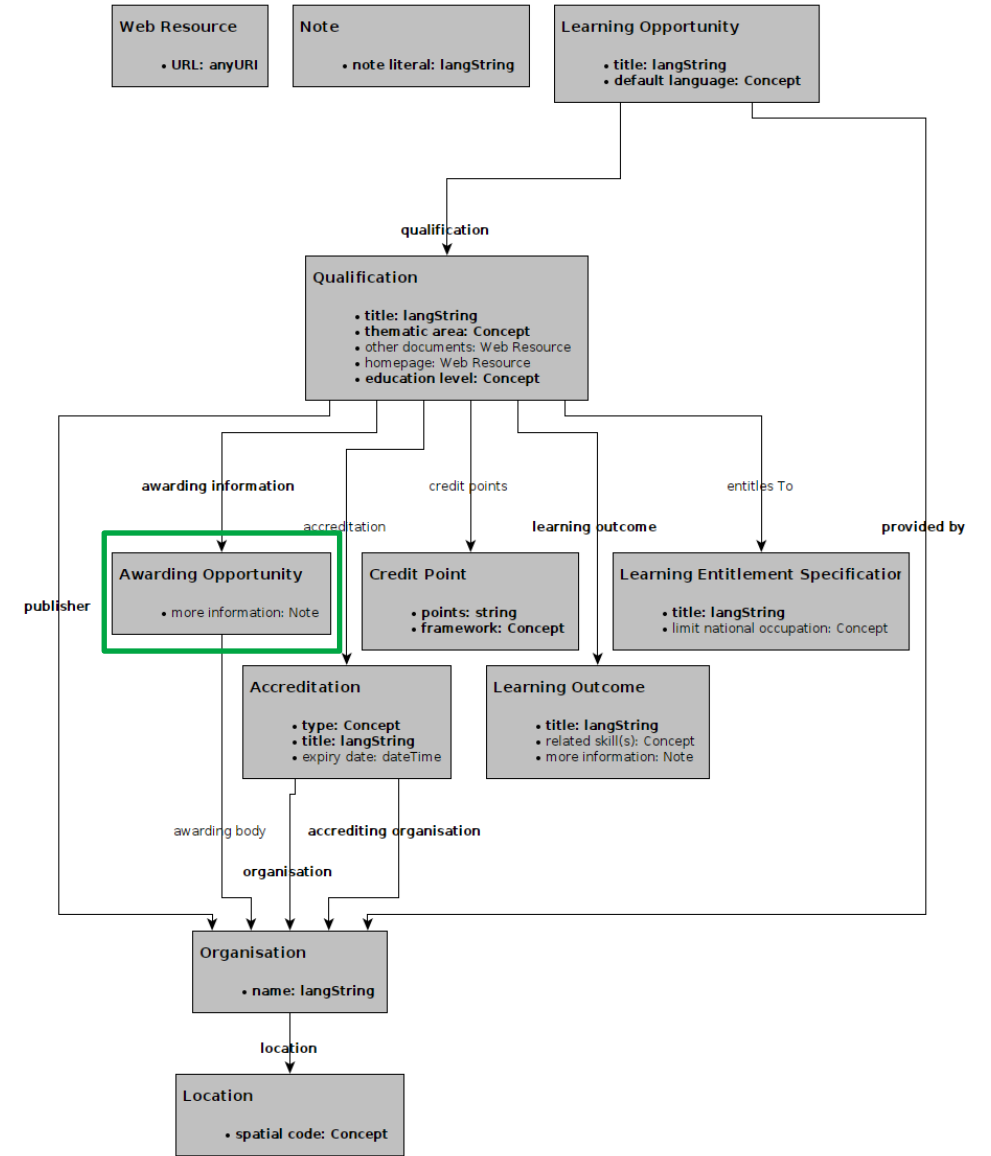
More information ⓘ

En	Enter information	✖
En	Enter information	✖

+ Add information

All fields marked with an asterisk * are required for publication

Cancel
Create new qualification



Classes and Properties

+ Accreditation / Licensing Previous Next

Delete accreditation

Title *

En Enter title

+ Add a new title

Receiving organisation

Choose one or more existing organisation

Choose one or more existing organisation, or click [here](#) to add a new one

Type * **Expiry Date**

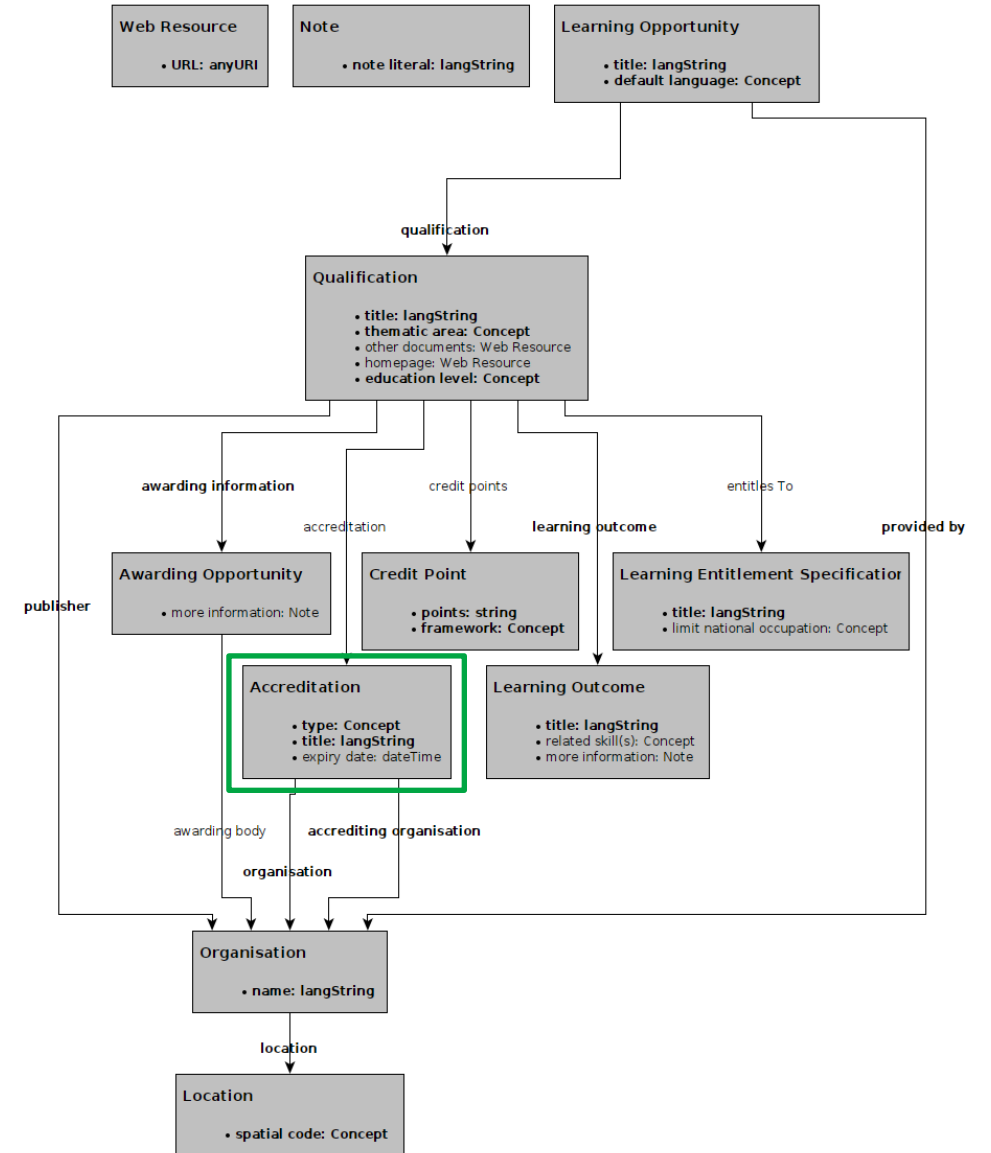
Choose a type

Issuing organisation *

Choose an issuing organisation

All fields marked with an asterisk * are required for publication

Cancel Create new qualification



Classes and Properties

+ Learning Opportunities * Previous Next

Delete learning opportunity

Title *

En Delete

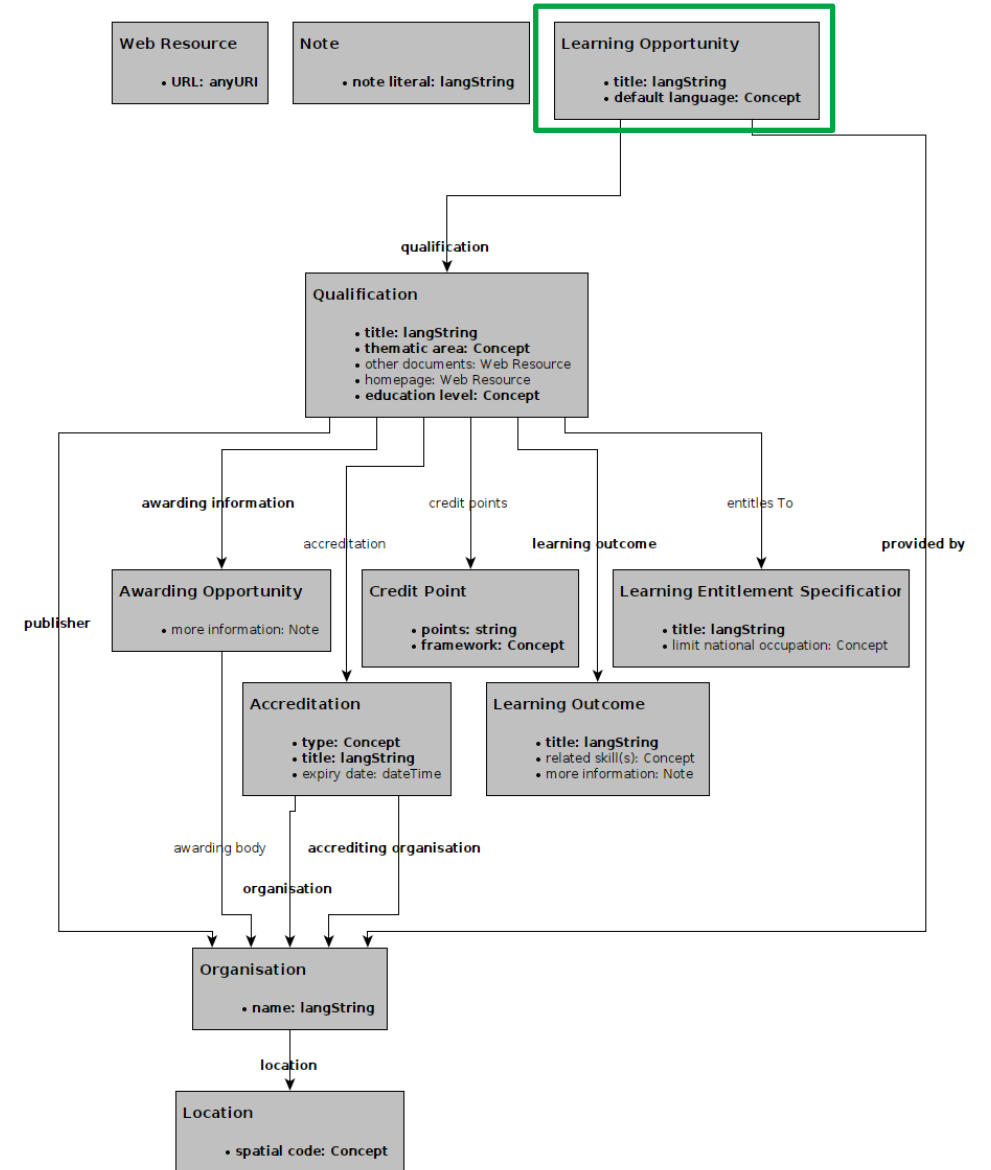
[+ Add a new title](#)

Provider

Language of instruction *

All fields marked with an asterisk * are required for publication

Cancel Create new qualification



04

Break (10 minutes)

05

**Hands-on data
mapping session**

5.1

Kick-starting the
hands-on session

Review and recap of likely errors

- Text field length limit (e.g. 200 characters for LO titles)
- Mandatory fields marked with *
- Duplicate data entries
- Typical data quality mistakes
 - Description dumping
 - Avoidance of learning outcomes
 - Inproper data model matching
 - Quality assurance
 - Providing dummy data and not removing it
 - Minimal population of data fields

Kick-starting hands-on session

1. Check email registration sent by noreply@acqf-qcp.africa
 - Click on registration link and follow the instructions
 - If you did not receive an email yet, send us your email address in the chat field.
2. If the registration link is expired
 - Visit <https://curate.acqf-qcp.africa/>
 - Click “Forgotten password”
 - Go through password recovery steps
 - Enter log-in ID from email
 - Check inbox for new email and follow the link for setting a new password
3. Log in to the platform

Email invitation

ACQF Qualifications



ACQF QCP A
To: Zalan Ta

You don't often get emails from ACQF Qualifications.

Dear User,

We are writing to inform you that your account has been created.

Please click the link below to verify your email.

[Link to verify email](#)

This link will expire within 24 hours.

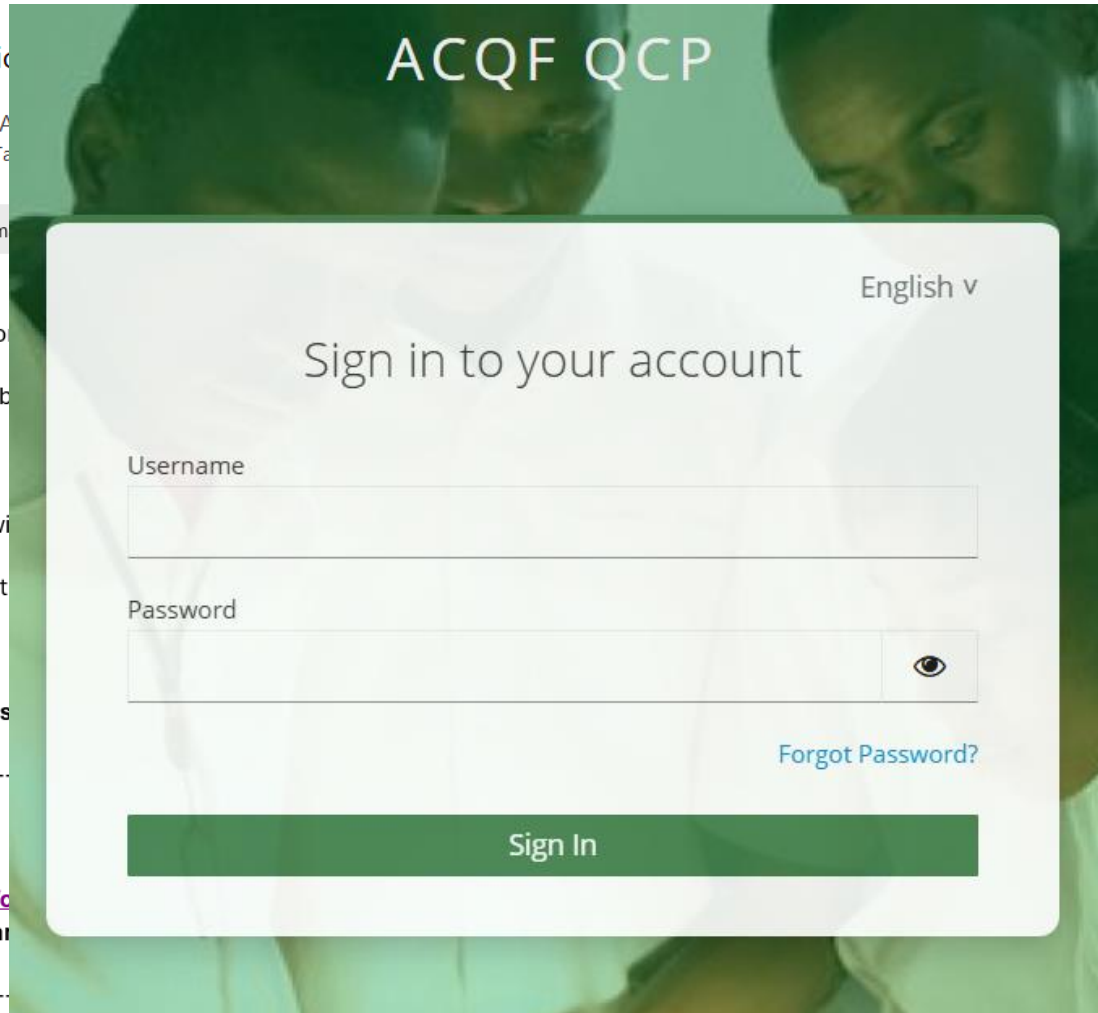
If you did not request this account, please ignore this email.

Sincerely,

ACQF Qualifications

Platform:

- URL: <https://portal.acqf.gov>
- Login ID: zalan.ta



your email.

made to your account.

Password recovery

ACQF QCP

English v

Update password

You need to change your password.

New Password

Confirm password

Sign out from other devices

Submit

CP account by updating your password.

mail. No changes will be made to your account.

5.2

**Follow-along demonstration of
the data mapping process**

Six sections of the ACQF qualification

1. General
2. Learning Outcomes
3. Credit Points
4. Awarding Opportunities
5. Accreditation / Licensing
6. Learning Opportunities

Qualification Example

Option 1: Use a qualification from your own qualification data

Option 2: Mock qualification data (link in chat)

Open your qualification now and have it available throughout this exercise (50 minutes)

06

Q&A and closing

Questions and answers

Do you have any final questions or comments before we close?

Next steps


Data collection and upload (January-June 2025)

- a. Follow-up questionnaire
- b. Ongoing support by the project team
- c. Start of initial data upload (Q1, 2025)
- d. Report on data collection status (end of March, 2025)
- e. Ongoing data collection and validation
- f. Report on data collection status (end of June, 2025)

Thank you

Obrigado

Merci



Credit: Eduarda Castel Branco